

506 Kingsbury Road
London NW9 9HE, U.K.
FAX: +44 20 82062082

Marketed by:
ANDIKA INTERNATIONAL FZCO
PO BOX 43329, DUBAI, UAE
Email: info@andikagt.com



Marketed by:
ANDIKA INTERNATIONAL FZCO



Brief Introduction



HAFLA International Ltd, U.K, specializes in functional Furniture fittings, Architectural Hardware, Kitchen Hardware, Doors Hardware and other General Fittings which are used for joinery manufacturing. Our main products group are Locks, Hinges, Pull-out systems for furniture in particular for kitchen and office.











HAFLA operate in global markets. Our customers are furniture manufacturers, architects, DIY stores, builders, joiners and shop fitters.










Our team of experts in the field of R&D, QC, Production, Supply chain, Sales & Marketing who are associated with us for a sizable period. So they very well understand the core values of the company and they takes care of various activities. This resulted for us to position the Brand in various part of the world such as Europe, Middle East, Africa & South Asia.

HAFLA guarantee reliability through personal commitment, precision and competence.

Directory

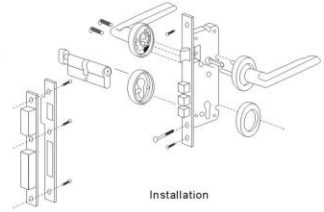


	DOOR HANDLE	04
	DOOR LOCK	05-12
	LOCK BODY	13
	LEVER LOCK	14
	CYLINDER LOCK	15
	SPRING HINGE	16
	BUTT HINGE	17
	DOOR STOPPER	18
	DOOR VIEWER	19
	DOOR GUARD	20

	DOOR CHAIN	21
	DOOR CLOSER	22-23
	SIGN PLATE	24-25
	CABINET LOCK	26-29
	DRAWER SLIDE AND RAILS	30
	PNEUMATIC SUPPORT	31
	CABINET STAY	32
	CABLE OUTLET	33
	FLOOR SPRING	34

Locking System

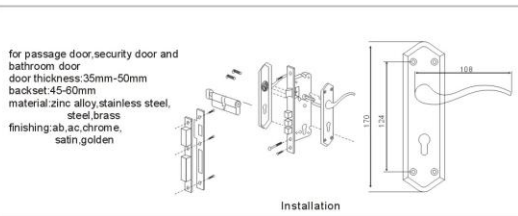
for passage door, security door and bathroom door
 door thickness: 35mm-50mm
 backset: 45-60mm
MATERIAL: Stainless steel
Finishing: Chrome, Satin



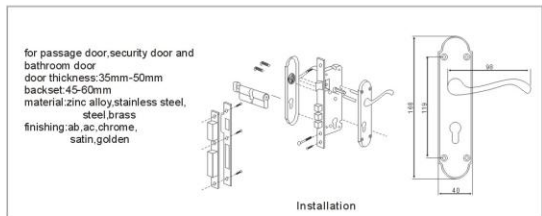
Installation



HAF-251604



HAF-254605



HAF-255606



HAF-255606-ST



HAF-255606-AB

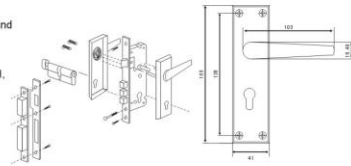


HAF-255606-AC



HAF-255606-GD

for passage door, security door and bathroom door
door thickness: 35mm-50mm
backset: 45-60mm
material: zinc alloy, stainless steel, steel, brass
finishing: ab, ac, chrome, satin, golden



Installation

HAF-259604



HAF-259604-ST



HAF-259604-AB

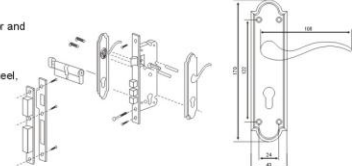


HAF-259604-AC



HAF-259604-GD

for passage door, security door and bathroom door
door thickness: 35mm-50mm
backset: 45-60mm
material: zinc alloy, stainless steel, steel, brass
finishing: ab, ac, chrome, satin, golden



Installation

HAF-266004



HAF-266004-ST



HAF-266004-AB

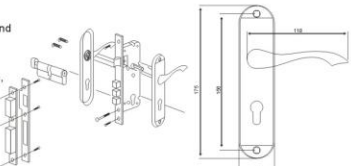


HAF-266004-AC



HAF-266004-GD

for passage door, security door and bathroom door
door thickness: 35mm-50mm
backset: 45-60mm
material: zinc alloy, stainless steel, steel, brass
finishing: ab, ac, chrome, satin, golden



Installation

HAF-S335001

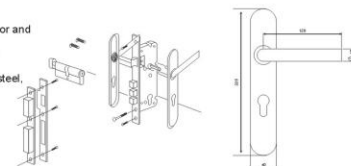


HAF-S335001-ST



HAF-S335001-GD

for passage door, security door and bathroom door
door thickness: 35mm-50mm
backset: 45-60mm
material: zinc alloy, stainless steel, steel, brass
finishing: ab, ac, chrome, satin, golden



Installation

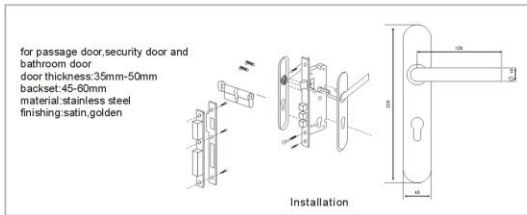
Door Lock

HAF-S335002




HAF-S335002-ST

HAF-S335002-GD



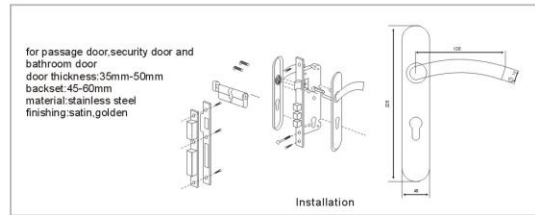
Door Lock

HAF-S335004



HAF-S335004-ST

HAF-S335004-GD



Lock Body

HAF-LB4085/HAF-LB5545



HAF-LB4085-CR

HAF-LB4085-ST

HAF-LB4085-AC

HAF-LB4085-GD

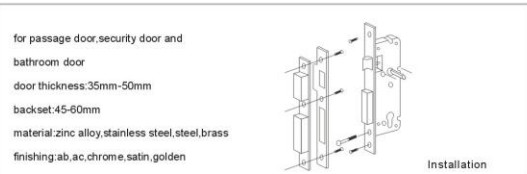


HAF-LB5545-ST

HAF-LB5545-AB

HAF-LB5545-AC

HAF-LB5545-GD



Lever Lock

2.0-BLH-13

BACKSET: 55MM



2.0-LLH-10

BACKSET: 55MM



3.0-LLH-10

BACKSET: 55MM



Cylinder Lock

HAF-CY001 / HAF-CY002/HAF-CY004



HAF-CY001-ST



HAF-CY001-CR



HAF-CY001-GD



HAF-CY002-ST



HAF-CY002-AB



HAF-CY002-AC



HAF-CY002-GD



HAF-CY004-ST



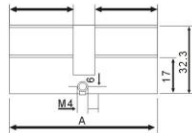
HAF-CY004-CR



HAF-CY004-GD

A=50mm 55mm 60mm 63mm
65mm 70mm 80mm

MATERIAL: Brass
Finish: PB, SB, SN, CP, AB, AC, GP



Spring Hinge

HAF-DAS001

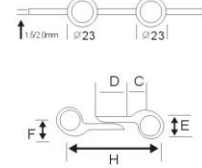
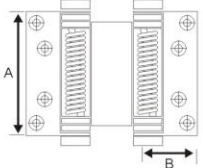


HAF-5-DAS001-ST



HAF-4-DAS001-ST

Double action spring hinge
Material: Stainless steel, brass
Finishes: SSS, PSS, PB, SB, AS, AC



MODEL NO.	SIZE(MM)							
	A	B	C	D	E	F	G	H
DAS001-3"	75	38	19	24	18	23	4.8	70
DAS001-4"	100	40	19	26	18	23	5.5	70
DAS001-5"	125	45	25	29	23	26	6.8	86
DAS001-6"	150	45	25	29	23	26	6.8	86
DAS001-8"	200	46	26	29	23	27	6	87
DAS001-8B	200	60	32	37	28	32	6	103

Butt Hinge



HAFLA 4 BALL BEARING DOOR HINGE
Size : 4" * 3" * 3mm * 13.5mm
Finish : GP , CP , AC , AB , SN

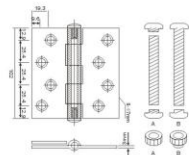


HAFLA 2 BALL BEARING DOOR HINGE
SIZE : 3" * 2.5" * 3MM * 11.5MM
FINISH : GP , CP , AC , AB , SN



HAFLA DOOR HINGE
SIZE : 2" * 2" * 1.2MM
FINISH : GP , CP

Hinge
Material: stainless steel.
Finish: GP , CP , AC , AB , SN



Door Stopper

HAD-DS015



HAF-DS015-ST

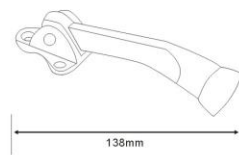


HAF-DS015-CR



HAF-DS015-GD

Door Stopper
Material: zinc alloy
Finishes: SSS, PSS



Door Viewer

HAF-DV001



HAF-DV001-ST

HAF-DV001-CR

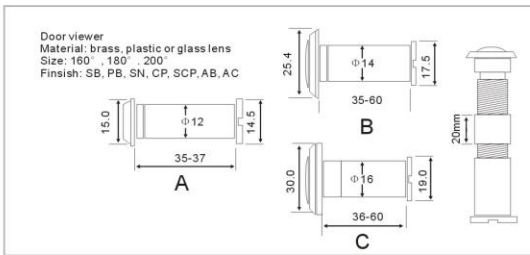
HAF-DV001-AB



HAF-DV001-AC



HAF-DV001-GD



Door Guard

HAF-DG001



HAF-DG001-ST

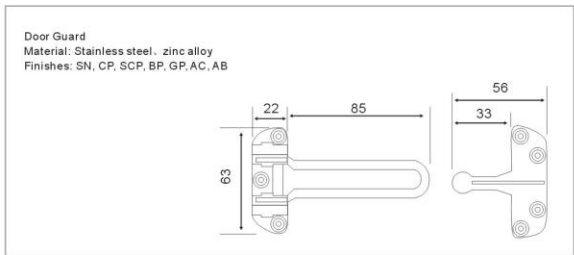
HAF-DG001-CR



HAF-DG001-AB



HAF-DG001-AC



Door Chain

HAF-DG004

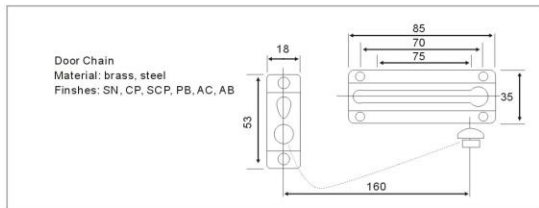


HAF-DG004-ST

HAF-DG004-CR



HAF-DG004-GD



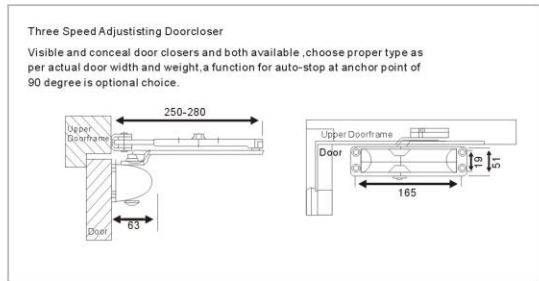
Door Closer

HAFDC006



HAF-DC006-SS

HAF-DC006-BR



HAF-DC007

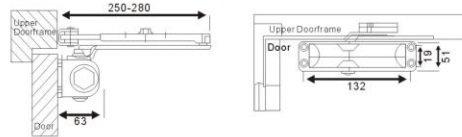


HAF-DC007-SS

HAF-DC007-BR

Round Doorcloser

Visible and conceal door closers and both available, choose proper type as per actual door width and weight, a function for auto-stop at anchor point of 90 degree is optional choice.



MAN'S WASHROOM (SQUARE)

HAF-SP001-SQ
Size: 100mm x 100mm x 1.5mm



LADIES WASHROOM (SQUARE)

HAF-SP002-SQ
Size: 100mm x 100mm x 1.5mm



MAN'S WASHROOM (ROUND)

HAF-SP005-RO
Size: 76mm x 1.5mm



LADIES WASHROOM (ROUND)

HAF-SP006-RO
Size: 76mm x 1.5mm



HANDICAP (ROUND)

HAF-SP007-RO
Size: 76mm x 1.5mm



PUSH (ROUND)

HAF-SP010-RO
Size: 76mm x 1.5mm



NO SMOKING (ROUND)

HAF-SP008-RO
Size: 76mm x 1.5mm



PULL (ROUND)

HAF-SP011-RO
Size: 76mm x 1.5mm



SHOWER (ROUND)

HAF-SP009-RO
Size: 76mm x 1.5mm



HAF-CL138-22-CR

Cylinder: D19mm x L22mm
Material: zinc alloy



HAF-CL502-ST

Cylinder: D18mm x L23mm
Material: zinc alloy



HAF-CL201-ST

Cylinder: D16mm x L20mm
Material: zinc alloy



HAF-CL7-201-ST

Cylinder: D16mm x L20mm
Material: zinc alloy



HAF-CL106-CR

Cylinder: D22mm x L22mm
Material: zinc alloy



HAF-CL106-ST

Cylinder: D22mm x L22mm
Material: zinc alloy



HAF-CL109-16-CR

Cylinder: D16mm x L20mm
Material: zinc alloy



HAF-CL109-19-CR

Cylinder: D19mm x L20mm
Material: zinc alloy

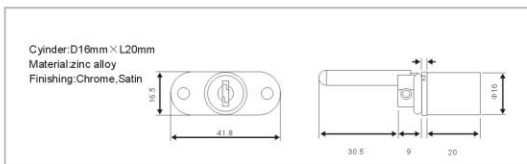


HAF-CL288-16 / HAF-2.4-288-16



HAF-CL288-16-CR

HAF-2.4-288-16-CR



Cylinder: D16mm x L20mm
Material: zinc alloy
Finishing: Chrome, Satin

HAF-DS-35 & HAF-DS-45

Ball Bearing Drawer Slide
Width - 35mm and 45mm
Length - 300 - 450mm



HAF-RAIL-WHT

White Epoxy Coated Slide
Length Available : 300 - 500mm



Pneumatic Support

HAF-GS002

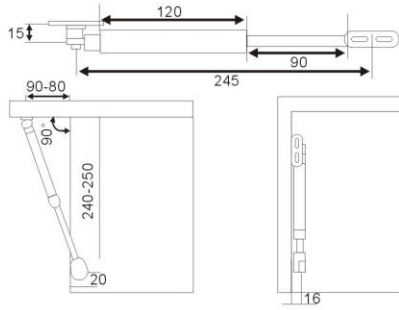


HAF-GS002-SS

High Quality Gas Spring for Cabinet(Pneumatic Support)

Gas source:air/nitrogen
Lift load:50n-200n
Lift distance:90mm
Material:copper/damp plastic
Color:silver/black(can be customized)
Finish:electroplating/spraying

Assemble mode:side assembled
Package:100 pcs/box
One-stroke two-stroke
Silence during motion
100,000 times quality guarantee



Cabinet Stay

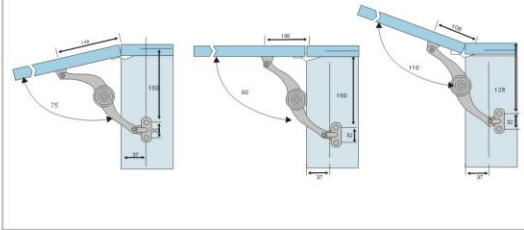
HAF-GS005




HAF-GS005-CR

Application features:
used at up-turn wooden or aluminium cabinet door, can be adjusted at 70/90 /105 degree, auto-stop at any opening angle, loading capacity is changeable by adjusting central hex screw.

Standard Technical Information
Finish: Chrome Plating
Material: zinc alloy
Available: all kinds of cabinet doors
Features: supporting cabinet doors



KITCHEN HARDWARE



TM

506, Kingsbury Road
London NW9 9HE, U.K.
FAX: +44 20 82082082

Marketed by:
ANDIKA INTERNATIONAL FZCO
PO BOX 43329, DUBAI, UAE
Email: info@andikagt.com



ANDIKA INTERNATIONAL FZCO



hafia

REGISTERED TRADE MARK IN UK

STRONG ■ SECURE ■ SUPERIOR

HAFLA International Ltd, U.K, specializes in functional Furniture fittings, Architectural Hardware, Kitchen Hardware, Doors Hardware and other General Fittings which are used for joinery manufacturing. Our main products group are Locks, Hinges, Pull-out systems for furniture in particular for kitchen and office.

HAFLA operate in global markets. Our customers are furniture manufacturers, architects, DIY stores, builders, joiners and shop fitters.

Our team of experts in the field of R&D, QC, Production, Supply chain, Sales & Marketing who are associated with us for a sizable period. So they very well understand the core values of the company and they takes care of various activities. This resulted for us to position the Brand in various part of the world such as Europe, Middle East, Africa & South Asia.

HAFLA guarantee reliability through personal commitment, precision and competence.

CONTENTS



Kitchen Storage Solution

P01-03



Pull Out Basket

P04-07



Wine Cabinet

P08-09



Cutlery Tray

P10-12




Full Extension Soft Close Undermount Slides with Locking Clips

P13-14



"NOBLE DRAWER" WITH SOFT CLOSING SYSTEM 90MM HEIGHT

P15-16



"NOBLE DRAWER" WITH SOFT CLOSING SYSTEM 160MM HEIGHT & WITH 2 PCS OF GALLERY

P17-18



"NOBLE DRAWER" W/ SOFT CLOSING, 200MM HEIGHT REAR BRACKET & 4 PCS OF GALLERY RAIL

P19-20

Soft Close Pantry Unit Accessories

P21-22

Assembly, Removal and Adjustment

P23-24

Parts Assembly

P25-26

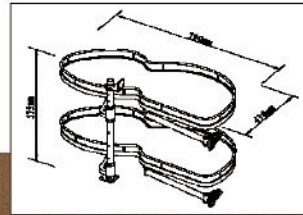
Future Products — Launch Soon

P27-28

1

- Assisted opening & closing
- Pre-fitted anti-slip matting
- Pull-out shelves offer increased access
- Minimum internal cabinet depth 485mm
- Suitable for 900/1000mm blind corner base units

Moving Peanut Corner - Premium



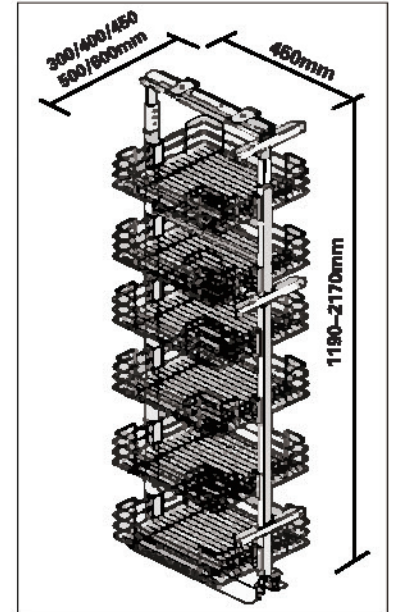

Item No.	Cabinet W/mm	Cabinet D/mm	Cabinet H/mm	Package	Cu'ft/ctn	N.W/G.W	MOQ	Remark
COA806R	900	500	600	1 set/ctn	3.08	12.80/14.80	50	right hand
COA906L	900	500	600	1 set/ctn	3.08	13.80/14.40	50	left hand
COA106R	1000	500	600	1 set/ctn	3.77	14.80/15.80	50	right hand
COA106L	1000	500	600	1 set/ctn	3.77	15.80/16.80	50	left hand

Finish: Frame is epoxy(grey coated), basket is chrome and wooden base

1

- Full extension ball bearing runner
- Height adjustable
- Adjustable door fixing brackets
- Tool free, fast repositioning of baskets
- Runner mechanism protected by clip-on cover
- Large storage capacity 60 kgs

Standard High Pull Out



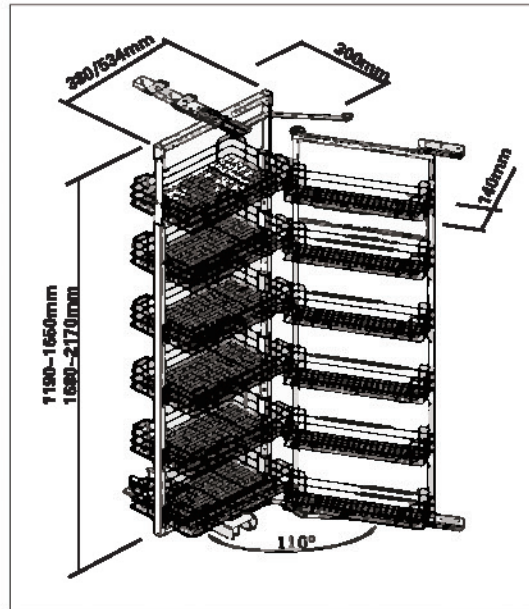
Item No.	Cabinet W /mm	Cabinet D/mm	Cabinet H/mm	Package	Cu'ft/ctn	N.W/G.W	Remark
6S8230D4	300	450	1190-1650	1 set/ctn	2.92	17.50/18.70	4 baskets
6S8240D4	400	450	1190-1650	1 set/ctn	3.14	19.20/20.70	4 baskets
6S8245D4	450	450	1190-1650	1 set/ctn	4.01	19.00/21.20	4 baskets
6S8250D4	500	450	1190-1650	1 set/ctn	4.01	21.00/22.20	4 baskets
6S8280D4	600	450	1190-1650	1 set/ctn	4.29	22.50/24.20	4 baskets
6S8230D6	300	450	1680-2175	1 set/ctn	3.26	22.00/23.20	6 baskets
6S8240D6	400	450	1680-2175	1 set/ctn	4.59	24.00/25.70	6 baskets
6S8245D6	450	450	1680-2175	1 set/ctn	5.94	25.50/27.00	6 baskets
6S8250D6	500	450	1680-2175	1 set/ctn	5.94	26.50/28.30	6 baskets
6S8280D6	600	450	1680-2175	1 set/ctn	6.4	28.20/30.00	6 baskets

Finish: Frame is epoxy(grey coated), basket is chrome

1

- Efficient storage combined with easy access
- Two hinged support arms assist in carrying the weight of the door
- Covers a large variety of cabinet heights and widths

Tandem Unit



Item No.	Cabinet W/mm	Cabinet D/mm	Cabinet H/mm	Package	Cu'ft/ctn	N.W/G.W	MOQ	Remark
LSG245LD	450	520	119-1650	1 set/ctn	3.88	22.00/24.00	100	4 Layers
LSG260LD	600	520	1190-1650	1 set/ctn	5.30	25.00/27.50	100	4 Layers
LSG245HD	450	520	1680-2175	1 set/ctn	5.65	28.00/31.00	100	6 Layers
LSG260HD	600	520	1680-2175	1 set/ctn	7.77	32.50/36.00	100	6 Layers



Finish: Frame is epoxy@grey ool ed, basket is chrome

2

- Full extension soft close runner
- Selection of widths available
- Wide baskets 25 kgs capacity



Soft Close Pull-Out Basket



Concealed Slides

Item No.	Cabinet W/mm	Package	Cu'ft/ctn	N.W/G.W
GB330B	300	1 sets/ctn	1.06	4.60/5.00
GB335B	350	4 sets/ctn	1.40	6.00/6.40
GB340B	400	4 sets/ctn	1.77	6.40/6.90
GB345B	450	4 sets/ctn	1.77	6.80/7.40
GB350B	500	4 sets/ctn	2.12	8.00/8.70
GB360B	600	4 sets/ctn	2.47	8.80/9.60
GB370B	700	4 sets/ctn	3.18	10.40/11.30
GB380B	800	4 sets/ctn	3.53	11.20/12.20
GB390B	900	4 sets/ctn	4.24	12.40/13.50
GB3100B	1000	4 sets/ctn	4.59	13.60/14.80

Clip-on Slides

Item No.	Cabinet W/mm	Package	Cu'ft/ctn	N.W/G.W
GB330DC	300	4 sets/ctn	1.06	10.40/11.00
GB335DC	350	4 sets/ctn	1.40	13.00/13.50
GB340DC	400	4 sets/ctn	1.77	13.70/14.20
GB345DC	450	4 sets/ctn	1.77	14.30/14.80
GB350DC	500	4 sets/ctn	2.12	15.40/16.00
GB360DC	600	4 sets/ctn	2.47	16.60/17.20
GB370DC	700	4 sets/ctn	3.18	18.60/19.20
GB380DC	800	4 sets/ctn	3.53	19.60/20.20
GB390DC	900	4 sets/ctn	4.24	21.30/22.00
GB3100DC	1000	4 sets/ctn	4.59	22.50/23.50


2

- Full extension ball-bearing runner
- Selection of widths available
- Wide baskets 25 kgs capacity

2



Internal Pull out Basket



GB32ZS

Screw-fixed Type

Item No.	Cabinet W/mm	Package	Cu'/ft/ctn	N.W/G.W	Item No.	Cabinet W/mm	Package	Cu'/ft/ctn	N.W/G.W
GB330DG	300	4 sets/ctn	1.06	12.90/13.30	GB330DGG	300	4 sets/ctn	1.06	12.90/13.30
GB335DG	350	4 sets/ctn	1.40	15.60/16.00	GB335DGG	350	4 sets/ctn	1.40	15.60/16.00
GB340DG	400	4 sets/ctn	1.77	16.20/16.70	GB340DGG	400	4 sets/ctn	1.77	16.20/16.70
GB345DG	450	4 sets/ctn	1.77	16.90/17.50	GB345DGG	450	4 sets/ctn	1.77	16.90/17.50
GB350DG	500	4 sets/ctn	2.12	18.00/18.70	GB350DGG	500	4 sets/ctn	2.12	18.00/18.70
GB360DG	600	4 sets/ctn	2.47	19.20/20.00	GB360DGG	600	4 sets/ctn	2.47	19.20/20.00
GB372DG	700	4 sets/ctn	3.18	21.20/22.10	GB372DGG	700	4 sets/ctn	3.18	21.20/22.10
GB380DG	800	4 sets/ctn	3.53	22.20/23.20	GB380DGG	800	4 sets/ctn	3.53	22.20/23.20
GB390DG	900	4 sets/ctn	4.24	23.90/25.00	GB390DGG	900	4 sets/ctn	4.24	23.90/25.00
GB3100DG	1000	4 sets/ctn	4.59	25.10/26.30	GB3100DGG	1000	4 sets/ctn	4.59	25.10/26.30

Clips Type

Internal Pull Out Organiser



Item no.	Cabinet/mm	Package	Cu'/ft/ctn	Remark	Item no.	Cabinet/mm	Package	Cu'/ft/ctn	Remark
WD260M	600	1 set/ctn	2.9		WD260S	600	1 set/ctn	2.9	soft-closing
WD270M	700	1 set/ctn	3.41		WD270S	700	1 set/ctn	3.41	soft-closing
WD280M	800	1 set/ctn	3.92		WD280S	800	1 set/ctn	3.92	soft-closing
WD290M	900	1 set/ctn	4.43		WD290S	900	1 set/ctn	4.43	soft-closing
WD272M	720	1 set/ctn	3.51		WD272S	720	1 set/ctn	3.51	soft-closing

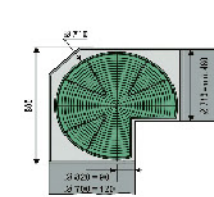
Undersink Basket



Item No.	Cabinet W/mm	Cabinet D/mm	Cabinet H/mm	Package	Cu'ft/ctn	N.W/G.W	MOQ	Remark
SCL00	900	600	600	4 sets/ctn	4.17	25.60/26.70	100	
SCL00S	900	600	600	4 sets/ctn	4.17	25.60/26.70	100	soft closing

Finish: Chrome

270° Wire Lazy Susan



80 mm and 90 mm base corner unit with 270° revolving metal basket



Item No.	Cabinet W /mm	Cabinet D/mm	Cabinet H/mm	Package	Cu'ft/ctn
XT-D60/G27	700	700	565-790	2 sets/ctn	3.71
XT-D70/G27	800	800	565-790	2 sets/ctn	4.98
XT-D80/G27	900	900	565-790	2 sets/ctn	6.96

Finish: Chrome basket and S.S. tube

Front Pull-out Organizer




TDP-150D

Item No.	Cabinet W/mm	Package	Cu'ft/ctn	MOQ
TDP-150D	150	2 sets/ctn	1.21	100
TDP-150W	150	2 sets/ctn	1.21	100

Finish: Frame is epoxy grey coated, basket is chrome and wooden base

Front Pull-out Basket



DF121D

Item No.	Cabinet W/mm	Package	Cu'ft/ctn	MOQ
C-95D-1	300	2 sets/ctn	1.84	100
DFB121D	300	2 sets/ctn	2.09	100

Spice Rack



Item No.	Cabinet W/mm	Package	Cu'ft/ctn	MOQ
DB543	400	6 sets/ctn	0.05	1000

Vegi-Fruit Basket



Item No.	Cabinet W/mm	Package	Cu'ft/ctn	N.W/G.W
BL1301W	300	20 sets/box	2.11	14.6/15.4
BL1301G	300	20 sets/box	2.11	14.6/15.4
BL1401W	400	20 sets/box	3.03	18.4/19.2
BL1401G	400	20 sets/box	3.03	18.4/19.2
BL1451W	450	20 sets/box	3.49	19.6/20.5
BL1451G	450	20 sets/box	3.49	19.6/20.5
BL1501W	500	20 sets/box	3.95	21.4/22.4
BL1501G	500	20 sets/box	3.95	21.4/22.4

Item No.	Cabinet W/mm	Package	Cu'ft/ctn	N.W/G.W
BL1601W	600	20 sets/box	4.87	25.0/26.0
BL1601G	600	20 sets/box	4.87	25.0/26.0
BL1402W	400	10 sets/box	2.32	11.0/11.8
BL1402G	400	10 sets/box	2.67	11.0/11.8
BL1452W	450	10 sets/box	2.67	11.6/12.5
BL1452G	450	10 sets/box	2.67	11.6/12.5
BL1502W	500	10 sets/box	3.02	12.4/13.4
BL1502G	500	10 sets/box	3.02	12.4/13.4

Finish: W-white/G-grey MOQ: 10 sets/item





Pull-Down Shelving System

Cabinet W/mm	Cabinet D/mm	Cabinet H/mm	Package	Cu'ft/ctn	N.W/G.W
600	280	600	1 set/ctn	4.70	3.50/9.80
720	280	600	1 set/ctn	4.80	8.00/10.50
800	280	600	1 set/ctn	5.40	8.80/11.30
900	280	600	1 set/ctn	6.48	11.00/12.00
600	280	230	1 set/ctn	4.70	3.50/9.80
720	280	230	1 set/ctn	4.80	8.00/10.50
800	280	230	1 set/ctn	5.40	8.80/11.30
900	280	230	1 set/ctn	6.48	11.00/12.00

Draining Dish Rack



Item No.	Cabinet W/mm	Package	Cu'ft/ctn
IWC002-40	400	5 sets/ctn	1.71
IWC002-45	450	5 sets/ctn	1.87
IWC002-50	500	5 sets/ctn	2.12
IWC002-60	9600	5 sets/ctn	2.49
IWC002-70	700	5 sets/ctn	2.90



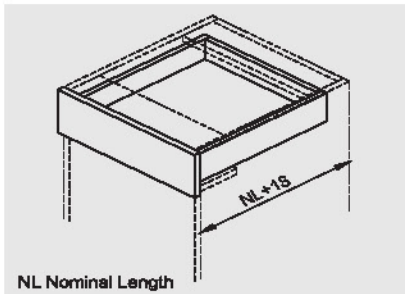
Item No.	Cabinet W/mm	Package	MOQ
ID036-300	300	20 sets/ctn	100
ID036-400	400	20 sets/ctn	100
ID036-450	450	20 sets/ctn	100
ID036-500	500	20 sets/ctn	100
ID036-600	600	20 sets/ctn	100
ID036-700	700	20 sets/ctn	100
ID036-800	800	20 sets/ctn	100
ID036-900	900	20 sets/ctn	100

708CJH Soft Closing Full Extension Undermount Slide With Locking Brackets



- Perfect light, smooth, silent self & soft close system
- Quick and easy assembling and dismantle the drawer
- Height adjustment 0 ~ +3mm
- Side adjustment ± 2.0mm
- Depth (In and Out) adjustment 0 ~ +3mm
- Loading capacity 30KG


Space requirement



Full Extension Soft Close Undermount Slides with Locking Clips

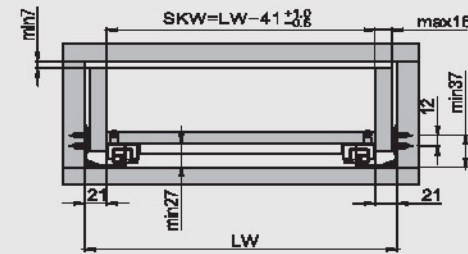
Product Code	Length
708CJH-SS-300	300 mm
708CJH-SS-350	350 mm
708CJH-SS-400	400 mm
708CJH-SS-450	450 mm
708CJH-SS-500	500 mm
708CJH-SS-550	550 mm

	Locking Brackets #5 Left / Right
Item No.	2Z0070-BS05-00001
	Locking Brackets #8 Left / Right
Item No.	2Z0070-BS08-00001
	Locking Brackets #9 Left / Right
Item No.	2Z0070-BS09-00001
	※ Side adjustment ± 2.0mm
	Locking Brackets #9-2 Left / Right
Item No.	2Z0070-BS09-00002
	※ Side adjustment ± 2.0mm, Depth (In and Out) adjustment 0~+3mm

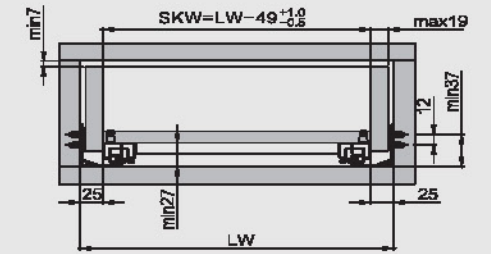


Installation Dimensions (mm)

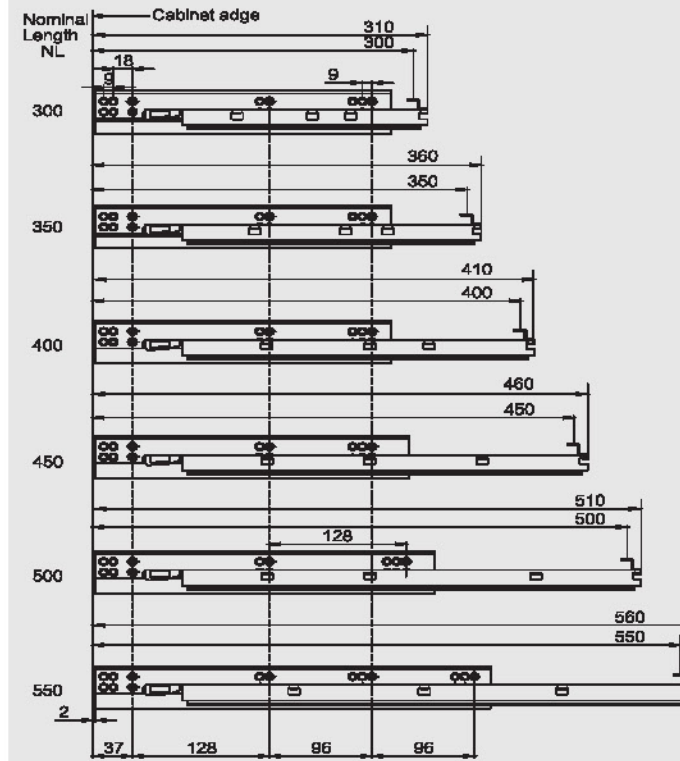
Installation for drawer with max 16mm thick drawer side
 LW=Internal Cabinet Width SKW=Internal drawer Width



Installation for drawer with max 19mm thick drawer side
 LW=Internal Cabinet Width SKW=Internal drawer Width

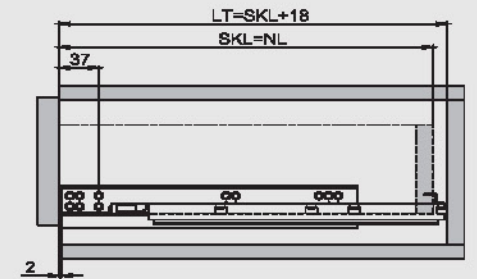


Installation Dimensions (mm)

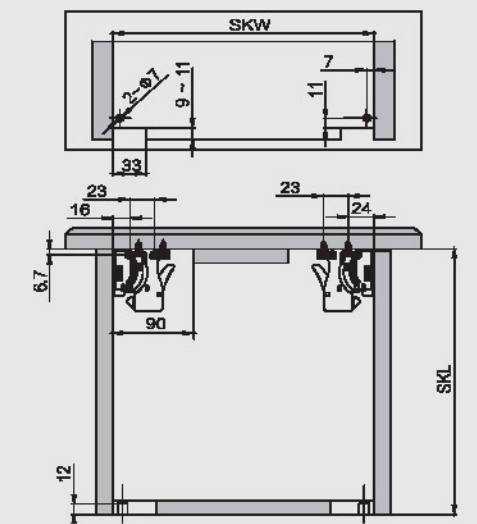


Drawer Dimensions (mm)


SKL Drawer length
 LT Inside cabinet length (min.)



Drawer box specification (mm)

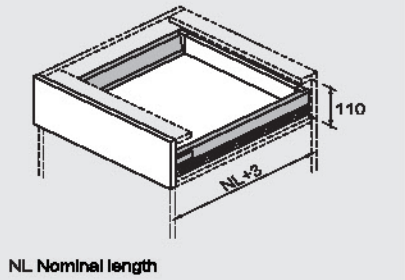


SH SERIES LUXURY DRAWER (A86 Shallow Drawer)



- Concealed, Full Extension, Synchronised Slides
- White, Silver Gray (7088), Stainless Steel (Sus)
- Light Opening & Closing, Smooth Sliding
- Quick Installation And Easy Dismantling
- Integrated 3d Front Panel Adjustment
- Dynamic Loading Capacity 35 Kg

Spac Requirement

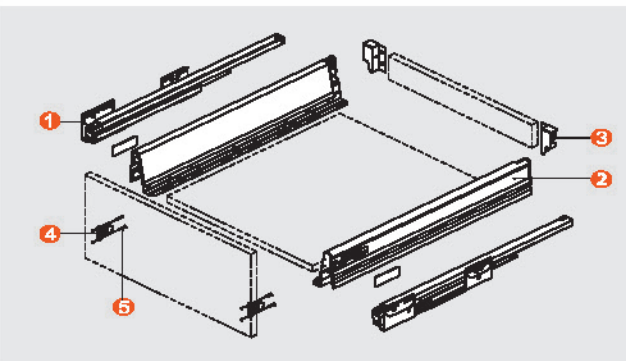


"NOBLE DRAWER" WITH SOFT CLOSING SYSTEM 86MM HEIGHT

Product Code	Length
908SH-A86-350	350 mm
908SH-A86-400	400 mm
908SH-A86-450	450 mm
908SH-A86-500	500 mm
908SH-A86-550	550 mm

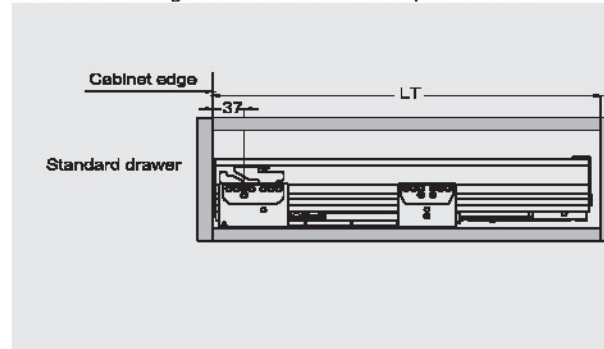
	Back Fixing-brackets Left/Right	Industrial Package
	White, Silver Gray(7088), Stainless Steel(SUS)	
Item NO.	9080B120086	Set/ctn 100
	Front Fixing-brackets	Industrial Package
	Zinc Plated	
Item NO.	9080Q114	Set/ctn 400
	Screw	Industrial Package
	Zinc Plated	
Item NO.	908LS114	Set/ctn 500

The basic components

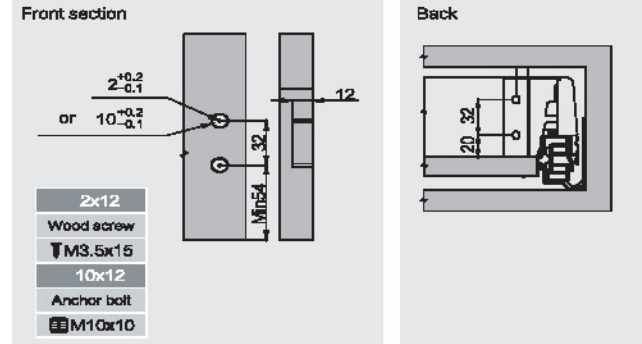


Installation dimensions(mm)

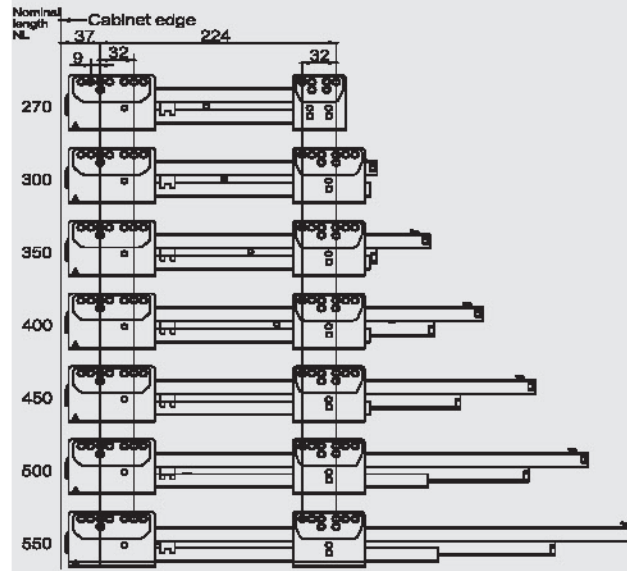
Nominal Slide Length=NL Internal Cabinet Depth=LT=NL+3



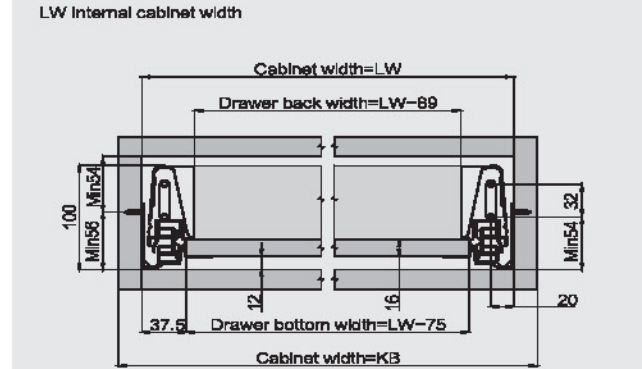
Drawer installation dimensions(mm)



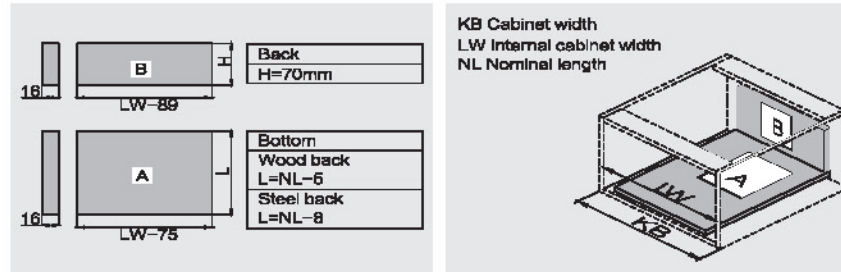
Screw Positions of the Sides(mm)



Installation Dimensions(mm)



Drawer Back and Bottom Dimensions(mm)

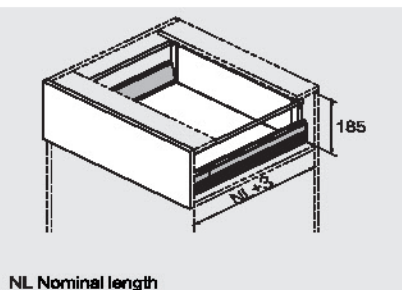


SH SERIES LUXURY DRAWER (A164 Mid Drawer)



- Concealed , Full Extension , Synchronised Slides
- White , Silver Gray (7088) , Stainless Steel (Sus)
- Light Opening & Closing , Smooth Sliding
- Quick Installation And Easy Dismantling
- Integrated 3d Front Panel Adjustment
- Dynamic Loading Capacity 35 Kg

Spac Requirement

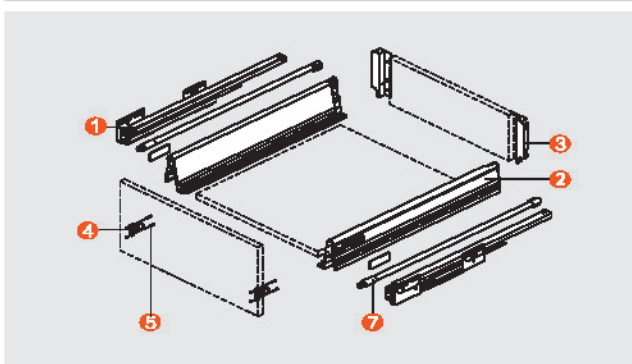


"NOBLE DRAWER" WITH SOFT CLOSING SYSTEM 164MM HEIGHT & WITH 2 PCS OF GALLERY

Product Code	Length
908SH-A164 2L-350	350 mm
908SH-A164 2L-400	400 mm
908SH-A164 2L-450	450 mm
908SH-A164 2L-500	500 mm
908SH-A164 2L-550	550 mm

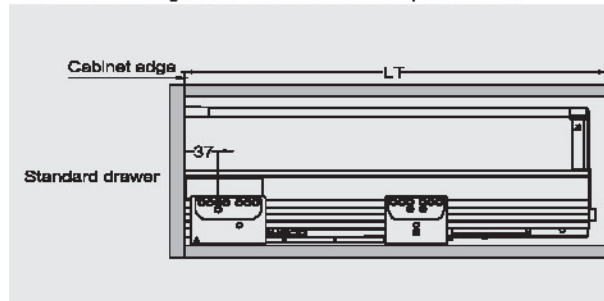
	Back Fixing-brackets Left/Right	Industrial Package
	White , Silver Grey(7088) , Stainless Steel(SUS)	
Item NO.	9080B120164	Set/ctn 60
	Front Fixing-brackets	Industrial Package
	Zinc Plated	
Item NO.	9080Q114	Set/ctn 400
	Screw	Industrial Package
	Zinc Plated	
Item NO.	908LS114	Set/ctn 500

The basic components

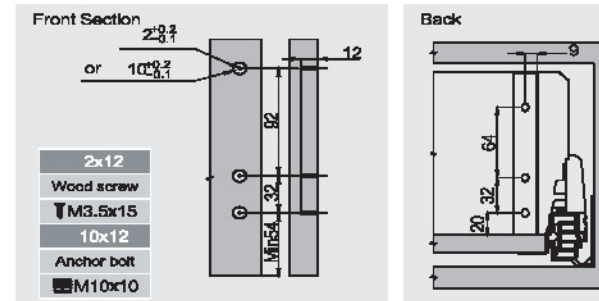


Installation dimensions(mm)

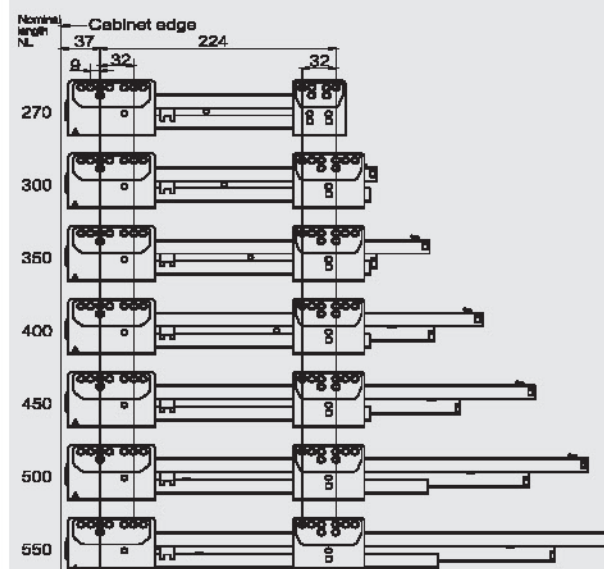
Nominal Slide Length=NL Internal Cabinet Depth=LT=NL+3



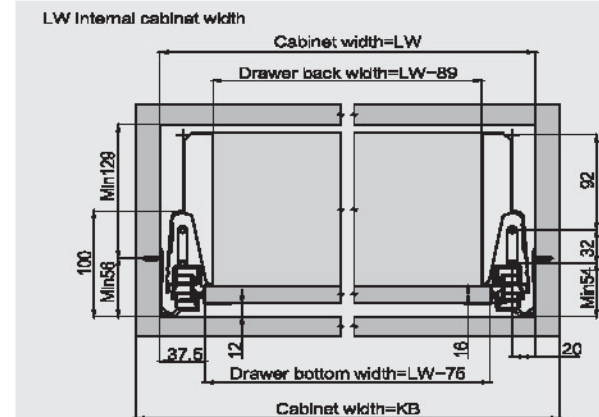
Drawer installation dimensions(mm)



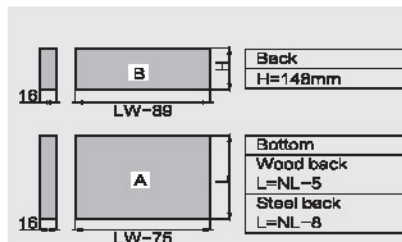
Screw Positions of the Sides(mm)



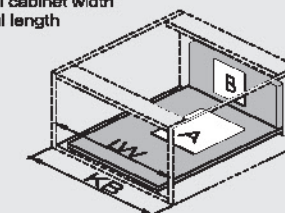
Installation Dimensions(mm)




Drawer Back and Bottom Dimensions(mm)



KB Cabinet width
LW Internal cabinet width
NL Nominal length

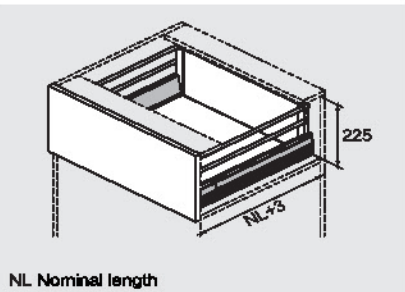


SH SERIES LUXURY DRAWER (A204 Pan Drawer)



- Concealed, Full Extension, Synchronized Slides
- White, Silver Grey (7088), Stainless Steel (Sus)
- Light Opening & Closing, Smooth Sliding
- Quick Installation And Easy Dismantling
- Integrated 3d Front Panel Adjustment
- Dynamic Loading Capacity 35 Kg

Spac Requirement

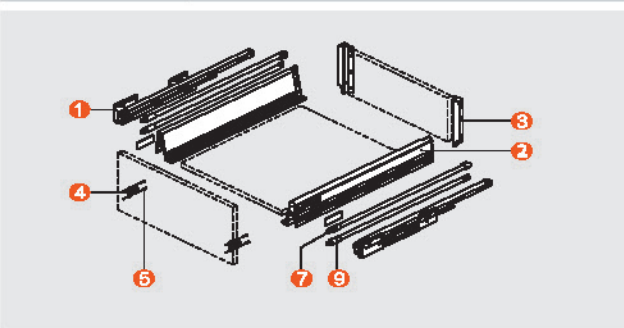


"NOBLE DRAWER" W/ SOFT CLOSING, 204MM HEIGHT REAR BRACKET & 4 PCS OF GALLERY RAIL

Product Code	Length
908SH-204-DWP-350	350 mm
908SH-204-DWP-400	400 mm
908SH-204-DWP-450	450 mm
908SH-204-DWP-500	500 mm
908SH-204-DWP-550	550 mm

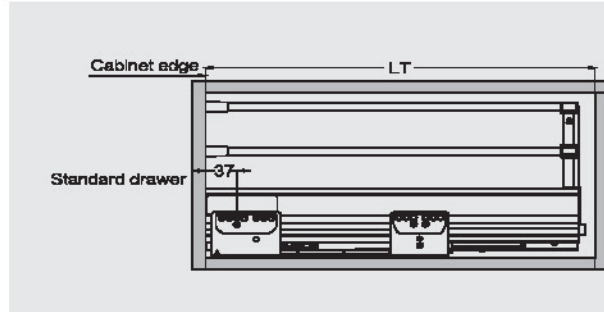
	Back Fixing-brackets Left/Right Industrial Package White, Silver Grey(7088), Stainless Steel(SUS) Item NO. 9080B120204 Set/ctn 40
	Front Fixing-brackets Industrial Package Zinc Plated Item NO. 9080Q114 Set/ctn 400
	Screw Industrial Package Zinc Plated Item NO. 908LS114 Set/ctn 500

The basic components

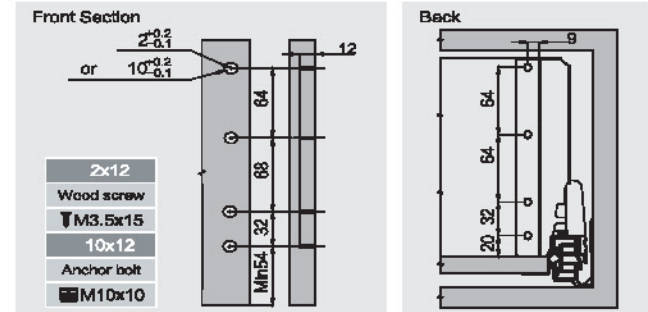


Installation dimensions(mm)

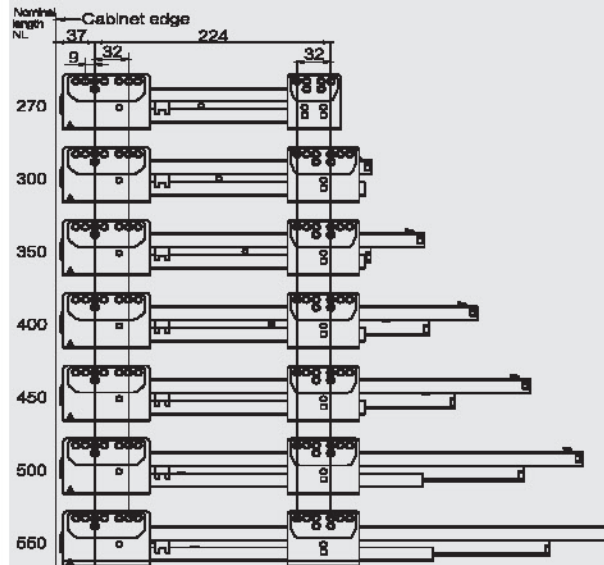
Nominal Slide Length=NL Internal Cabinet Depth=LT=NL+3



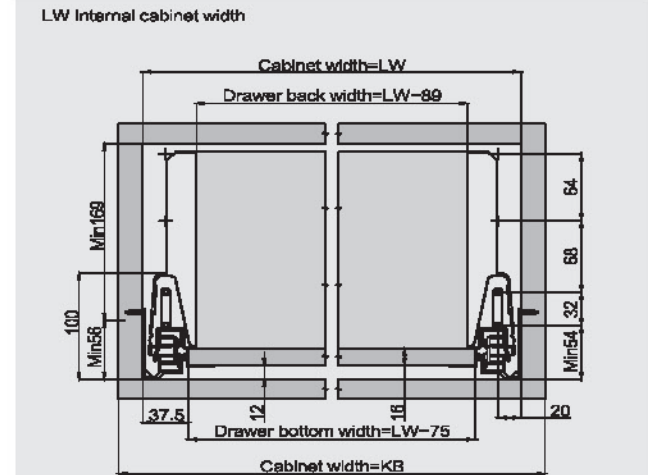
Drawer installation dimensions(mm)



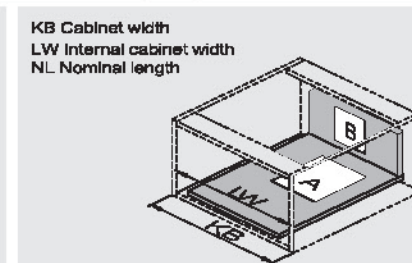
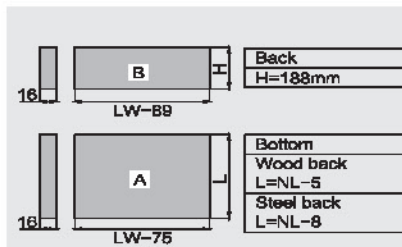
Screw Positions of the Sides(mm)



Installation Dimensions(mm)



Drawer Back and Bottom Dimensions(mm)











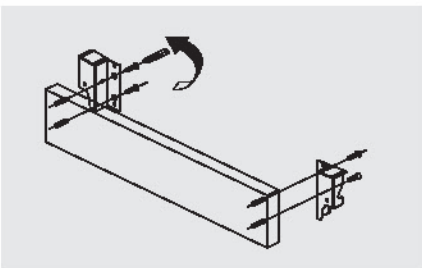
Soft Close Pantry Unit



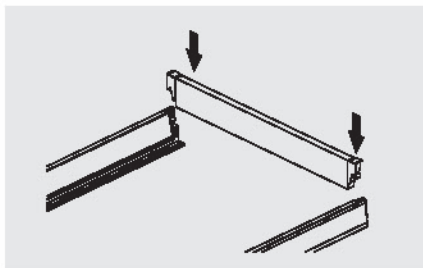
Accessories



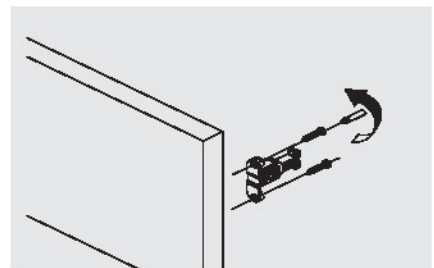
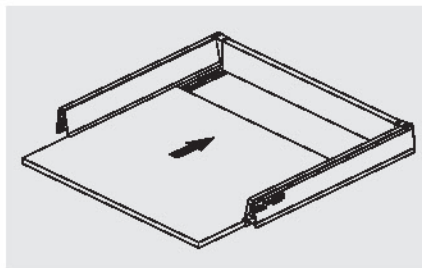
Drawer Installation



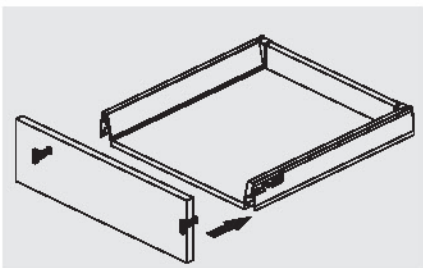
Back assembly



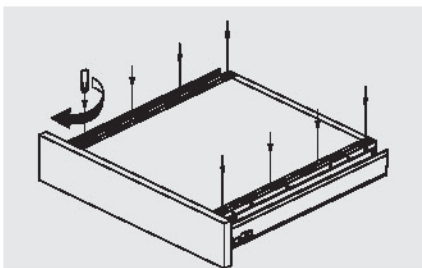
Bottom assembly



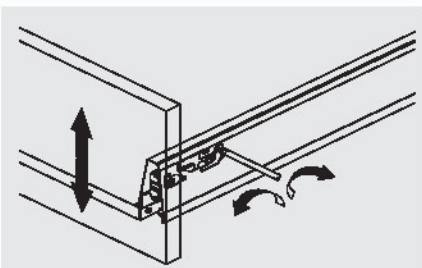
Front assembly



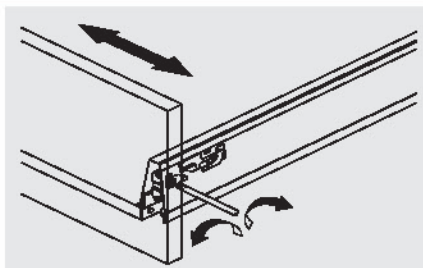
Fix screws



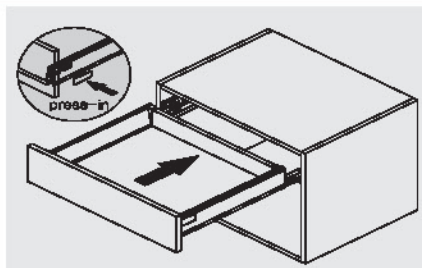
Adjustment



Up&down adjustment

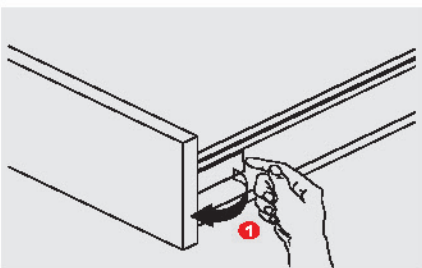


Left&right adjustment

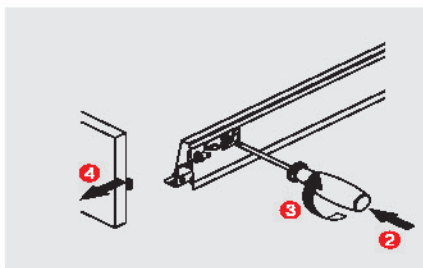


Slide Into the cabinet

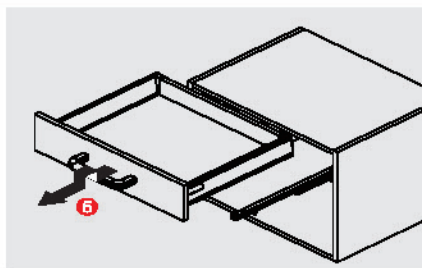
Removal



23 Tip up the cover and pull out

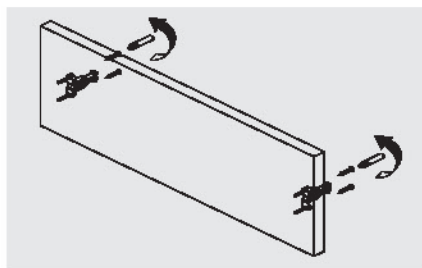


Turn screw driver to release the drawer

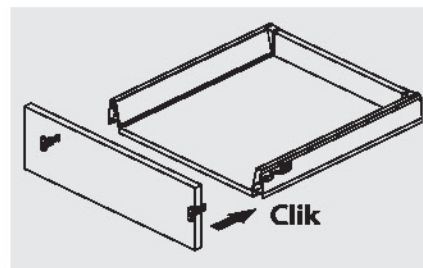


Pull out the drawer

Lower Drawer

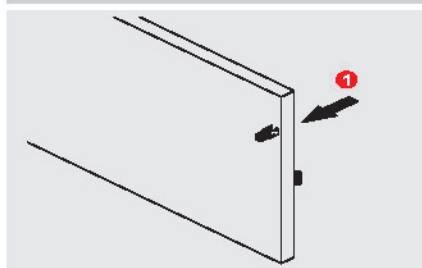


Front assembly

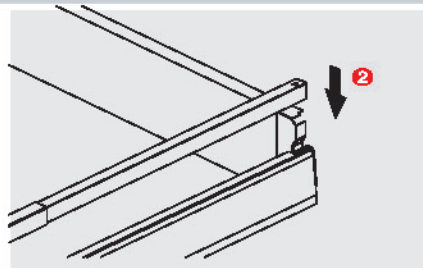


Clik

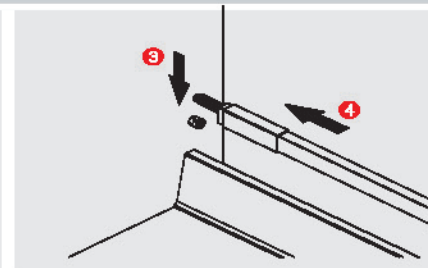
Midium Drawer



Front assembly

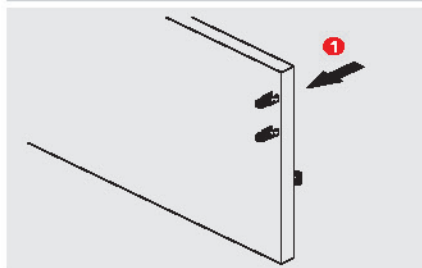


Back assembly

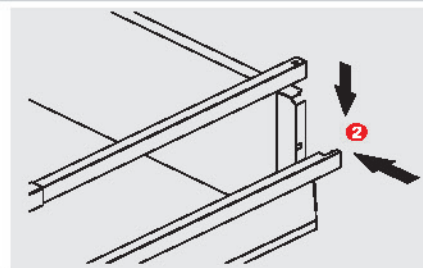


Fit the front

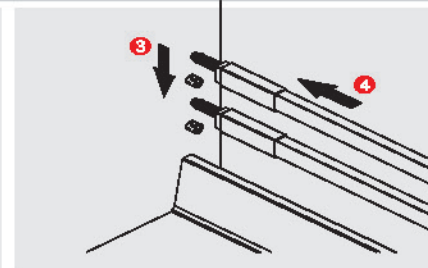
High Drawer



Front assembly

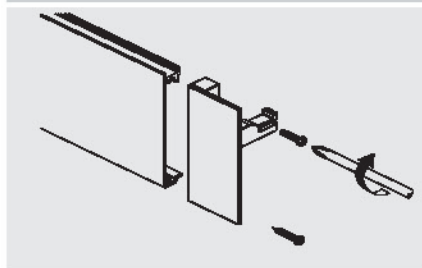


Back assembly

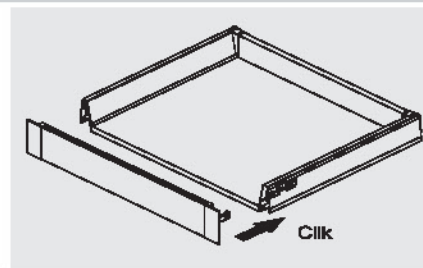


Fit the front

Inner Drawer



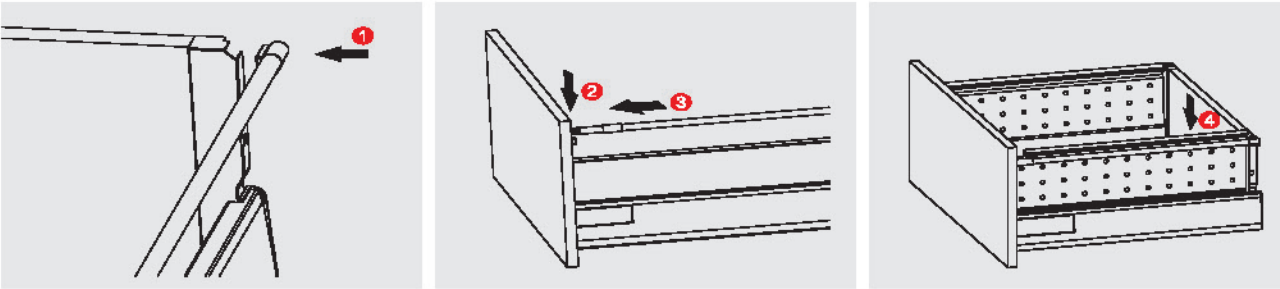
Front assembly



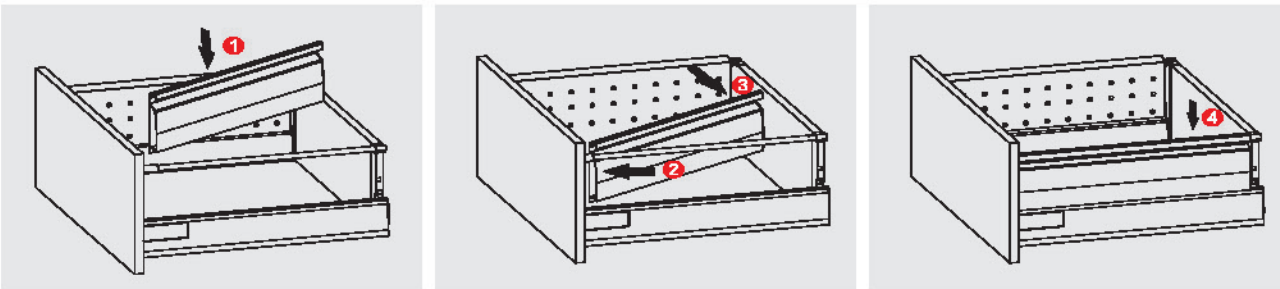
Clik

Parts Assembly

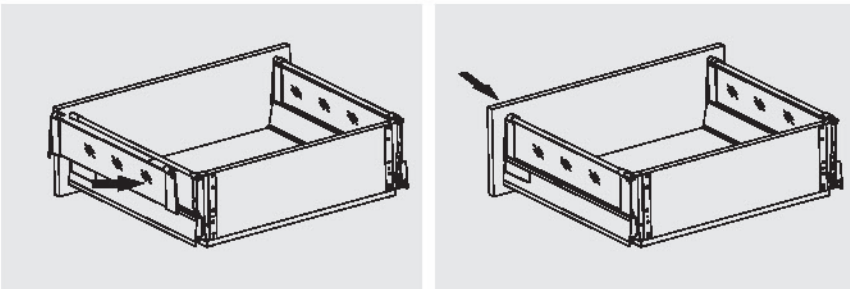
Single Wall Metal Side Panels Assembly



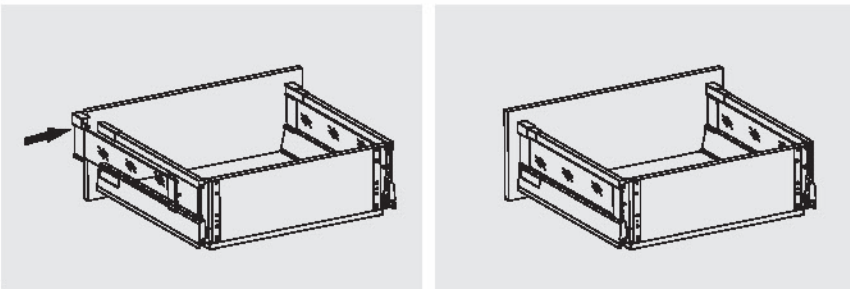
Twin Wall Metal Side Panels Assembly



Glass Aclip Assembly A#

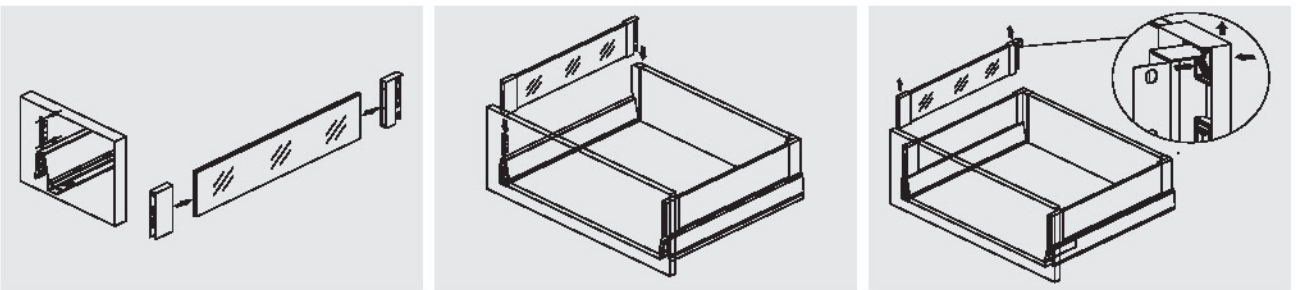


Glass Acclip Assembly B#

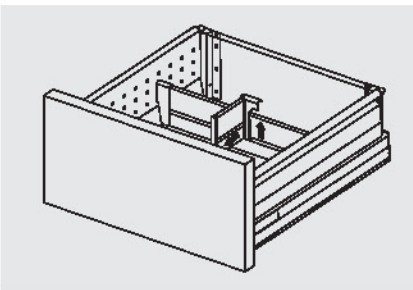
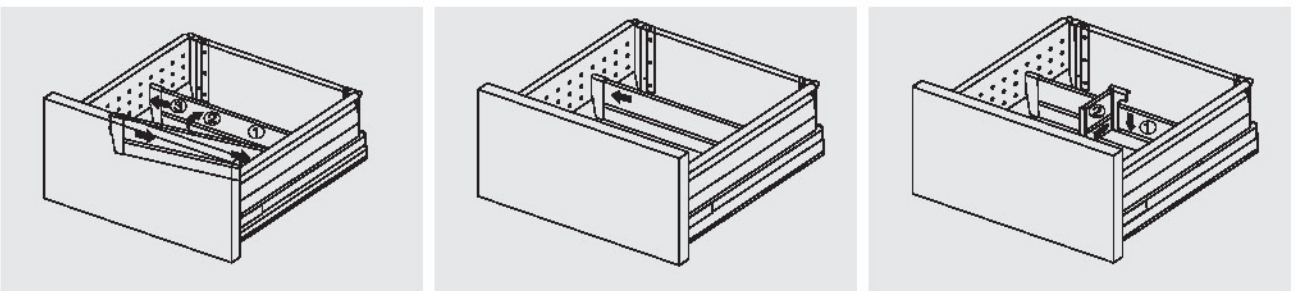


Parts Assembly

Glass Acclip Assembly C#



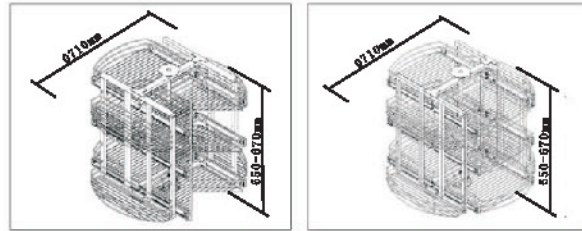
Vertical Dividing Panels Assembly



Future Products — Launch Soon



Magic Lazy Susan



Magic Basket

